



Physical Characteristics:

Dimensions:

Cubic pendant can be manufactured with vertical or tapered sides.

See suggested dimensions on next page.

Finishes:

Exterior and interior linings can be specified from Contessa range or a fabric house.

- Fabrics
- Parchments
- Wall papers
- Graphic prints

Diffuser Options:

Matt opal frosted, full base or recessed

Mounting Options:

- Suspended 4 x wire 1500mm back to canopy (BTC) plus power flex
Canopy Size: 120mm Ø x 25mm H
- Rod suspension (custom lengths - black, nickel or white)

Electrical Configuration:

Power Options:

- 2 Light = 18 Watts
- 3 Light = 27 Watts
- 4 Light = 36 Watts
- LED Panel = 40 Watts

IP Rating:

N/A - Interior only

Lumen Efficacy:

>100 Lumens / watt

LED Lifetime:

50,000 Hours @ 25°C

Control Gear:

240 Volt (globes)

Constant current LED Driver (LED panel)

Dimming Options:

Phase cut
SwitchDIM (LED panel)
DALI (LED panel)

Photometric's:

Lumen Output:

- 18 Watts = 1700 lumens
- 27 Watts = 2550 lumens
- 36 Watts = 3400 lumens
- 40 Watts = 4020 lumens

LED Type:

E27 lamps or LED panel

CRI:

CRI 80+

CCT:

3000k, 4000k, 5000k

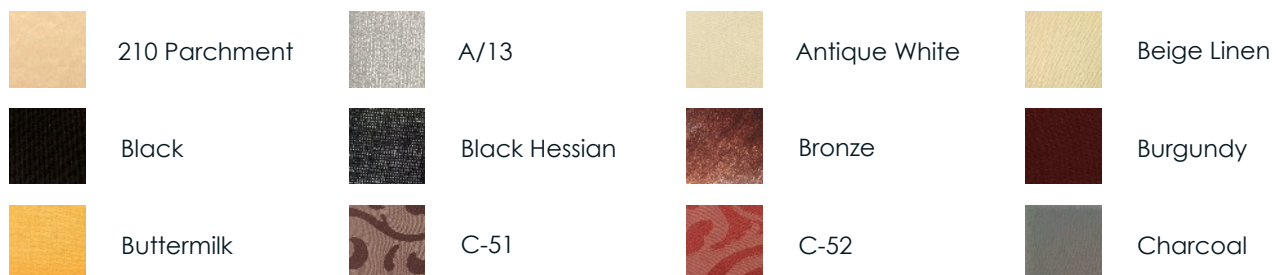
(Outputs based on 3000k)

Distribution:

Direct / indirect - 360° Diffused.


(Light blocking top diffuser available)

Finishes:

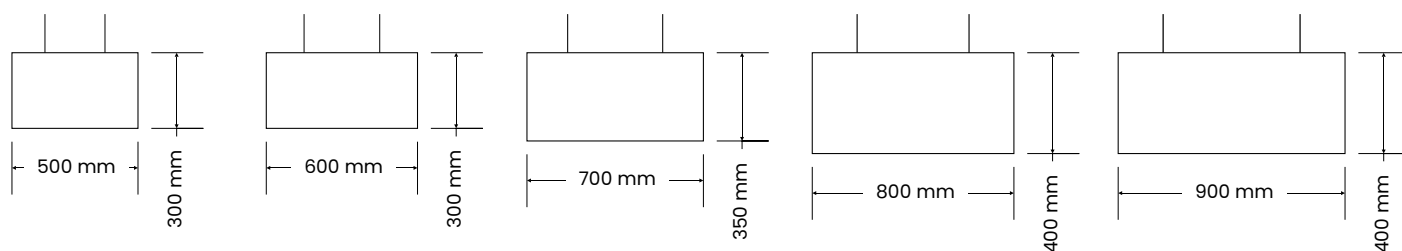


Finishes continued →

Finish options cont:



Size options:



All dimensions can be customised to specification and can be manufactured with vertical or tapered sides