

# Linear 30

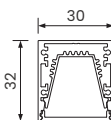




LP-3030

## Linear 30

Custom suspended linear luminaire for interior installation. Continuous lengths from 1000mm to 3000mm then join. Extruded aluminium body, PMMA diffuser. Constant voltage remote driver required. Tridonic LLE flexible module.



### Technical data

Profile:	W30mm x H32mm
Material:	Extruded aluminium + PMMA
IP Rating:	IP20
Light Source:	Tridonic LLE flexible module
	3000° K Warm white
Colour Temp:	4000° K Cool white
	Tunable white (MOQ 10+)
CRI:	CRI80+ (90+ available)
Beam Angle:	110° Direct
	Phase-cut (included)
Dimming:	SwitchDIM
	DALI
	Casambi
Driver:	24V constant voltage
Suspension:	2-in-1 Suspension cables
Warranty:	3 Years (only applies to electrics)
Leadtime:	1-3 Weeks

### Output options

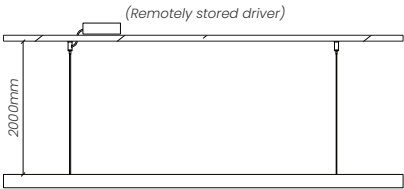
Length (mm)	Standard (lms)	High output (lms)
1200	1160	1560
1500	1450	1960
1800	1750	2350
2000	1940	2600
2400	2330	3130
2700	2620	3520
3000	2900	3900
Custom	960 lms/m	1300 lms/m

### Finish options

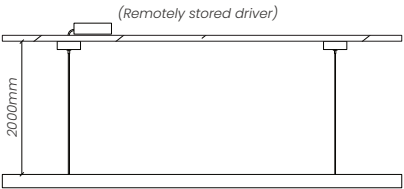
	Texture Black		Texture White		Texture Silver		Brushed Brass (Up to 2100mm)
	Gold Pearl		Copper Bronze		Dark Bronze		Custom Finish

Mounting options

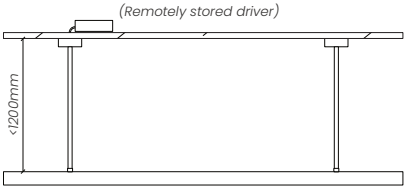
M1 - Bullets



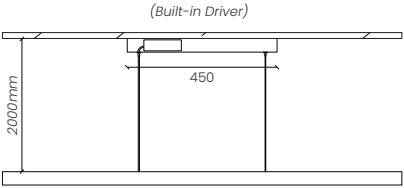
M2 - Canopies



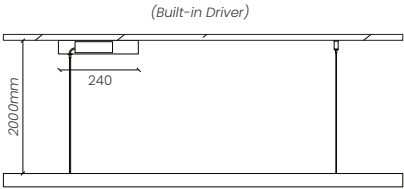
M3 - Rods



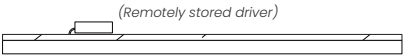
M4 - Centre Linear Canopy (450x65x41mmH)



M5 - Side Linear Canopy (240x65x41mmH)



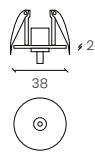
M6 - Surface Mounted



Canopy options (For option M2 above)

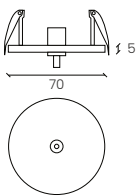
RC38

(32mm cut-out)

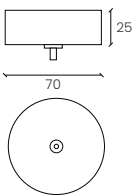


RC70

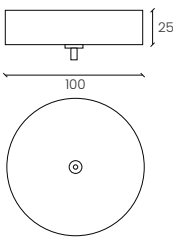
(51mm cut-out)



SC70



SC100



Linear 30 code generator

Product Code	Length		Finish		Output		Colour Temp		Mounting		Canopies (for M2)		Driver	
	1200mm	120	Texture Black	TB	Standard	SO	3000K	3K	Bullets	M1	RC38	R38	Phase Cut	PC
	1500mm	150	Texture White	TW	High Output	HO	4000K	4K	Canopies	M2	RC70	R70	SwitchDim	SwD
	1800mm	180	Texture Silver	TS			Tunable	TW	Rods	M3	SC70	S70	DALI	DA
	2000mm	200	Gold Pearl	GP					Centre Canopy	M4	SC100	S100	Casambi	CAS
	2400mm	240	Brushed Brass	BB					Side Canopy	M5	(Leave blank if not required)			
	2700mm	270	Copper Bronze	CB					Surface Mount	M6				
	3000mm	300	Dark Bronze	DB										
	Custom	xxx	Custom	xx										

LP-3030 — — — — — — —

(Example: LP-3030-240-GP-SO-4K-MI-PC)

Suspension placement

Suspension mounts can be specified anywhere along the length of the linear. If the mounting centres are not specified the standard is:

<2000mm length = 200mm from each end  
2100 - 3000mm length = 300mm from each end

If custom placement is required, please specify the required placement before ordering.

Suspension lengths

The standard suspension lengths are as per the below:

Wire = 2000mm  
Rods = Up to 1200mm continuous then join

If custom suspension length is required, please specify the required length before ordering.

Canopy finishes

All canopies are available in the following finishes:

- Texture Black
- Texture White
- Texture Silver
- Gold Pearl
- Copper Bronze
- Dark Bronze

If a canopy finish is not specified, Texture White will be supplied as standard.