



Physical Characteristics:

Dimensions:

Profile: 30x30mm H

- 1200mm L
- 1500mm L
- 1800mm L
- 2000mm L
- 2400mm L
- 2700mm L
- 3000mm L
- Custom length

Diffuser Options:

Matt opal frosted

Mounting Options:

- Suspended 2 x wire 2000mm (one acts as power supply) back to canopy (BTC)
- Suspended 2 x wire 2000mm (one acts as power supply) direct to ceiling (DTC)
- No Canopy - remotely stored driver.
- Rod Suspension - custom length
- Surface mounted

Finishes:



Texture Black



Texture White



Brushed Brass



Tarnished Brass



Custom Colour
(Select your own)

Electrical Configuration:

Power Options:

- 8 Watts /m
- 12 Watts /m
- 16 Watts /m

IP Rating:

IP20

Lumen Efficacy:

>156 Lumens / watt

LED Lifetime:

50,000 Hours @ 25°C

Control Gear:

24V Constant voltage LED Driver

Dimming Options:

Phase cut included
SwitchDIM optional
DALI optional

Photometric's:

Lumen Output:

- 8 Watts = 1200 lumens /m
- 12 Watts = 1800 lumens /m
- 16 Watts = 2500 lumens /m

LED Type:

Tridonic LED flex

CRI:

CRI 80+ (CRI 90 available)

CCT:

3000k, 4000k, 6500k


(Outputs based on 4000k)

Distribution:


Direct - 110° Diffused.


lengths & junctions:


 - 1200mm


 - 1500mm

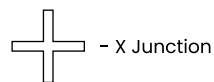


 - 1800mm

 - 2000mm

 - 2400mm

 - 2700mm

 - 3000mm



The lengths listed are a guide only. Custom lengths and shapes can be manufactured.