

# Saturn Nimbus













## PHYSICAL CHARACTERISTICS:

### DIAMETERS



- 450mm
- 600mm
- 800mm
- 1000mm
- 1200mm
- 1500mm

You can select any diameters to create a Multi-Tier Pendant.  
For example 2 tier, 3 tier, 4 tier or 5+ tiers.

### FRAME FINISHES: (Powder coated - all diameters)

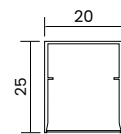
- Texture Black 
- Texture White 
- Gold Pearl 
- Copper Bronze 
- Dark Bronze 
- Texture Silver 
- Custom Powder Coat Finish: *Please specify,*

### FRAME FINISHES: (Electroplated only up to 800mm diameter)

- Brushed Gold 
- Brushed Nickel 

### PROFILE SIZE

20mm W x 25mm H - Aluminium



## ELECTRICAL CONFIGURATION:

### PCB LIGHT ENGINE (Constant Current)

450mm = 24 Watts | 1750 Lumens  
 600mm = 36 Watts | 2660 Lumens  
 800mm = 42 Watts | 2984 Lumens  
 1000mm = 60 Watts | 3300 Lumens  
 1200mm = 65 Watts | 4000 Lumens  
 1500mm = 70 Watts | 5100 Lumens

### DISTRIBUTION

- Direct light. 100° Diffused.
- Direct & In-direct light optional. Diffused.  
In-direct output is same as direct output.  
(Profile = W20mm x H40mm)

### CCT

- 3000K Warm White (Stocked)
- 4000K Cool White (Stocked)
- 5000K Day Light
- RGB (Different wattage applies)
- RGBW (Different wattage applies)

### CRI

- CRI >80 (standard)

### IP RATING

IP20 (For indoor use only. Should not be used in wet areas)

### DIMMING

- Phase Cut (Only up to 1200mm diameter)
- 1-10V Volt
- SwitchDIM
- DALI

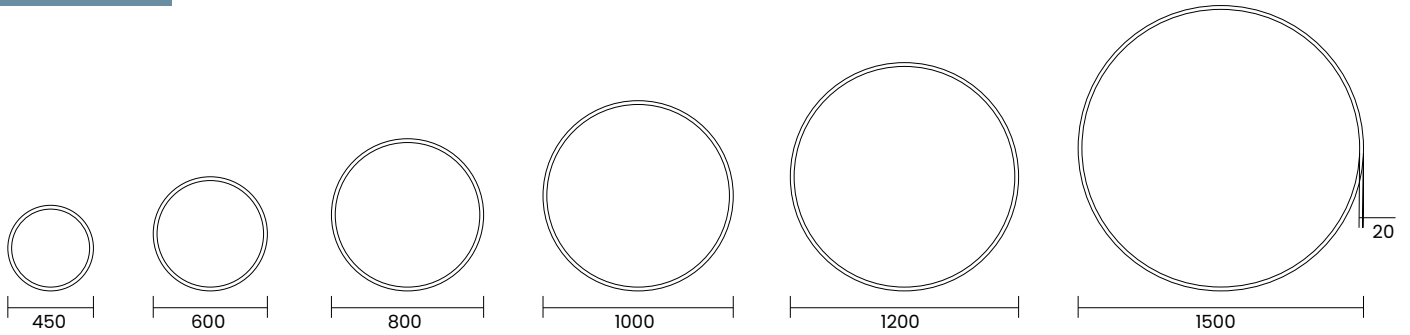
### CONTROL GEAR

Tridonic constant current P/C dimmable driver  
 Meanwell 1-10V dimmable driver  
 Tridonic One4All DALI constant current driver

### WARRANTY

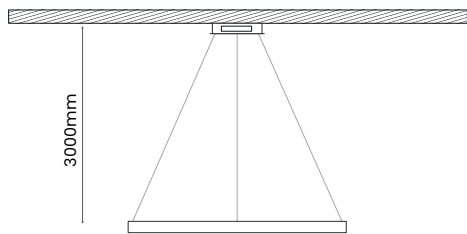
- 3 Years (standard)
- 5 Years (optional - fees apply)

**SIZE DIAGRAMS:**

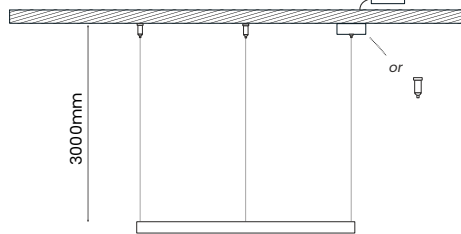


**MOUNTING OPTIONS:**

Option 1 - Suspended with Centre Canopy  
*(Driver integral-canopy)*



Option 2 - Suspended Direct to Ceiling  
*(Remotely stored driver)*



**SUSPENSION LENGTH**

Suspension lengths can be specified longer however the standard is;

Wires = 3000mm long (adjustable)

Custom length *Please specify,*

**FIXTURE WEIGHTS:**

450mm = 2.5 Kg

600mm = 3.5 Kg

800mm = 4 Kg

1000mm = 5 Kg

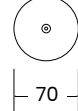
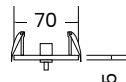
1200mm = 7 Kg

**CANOPY OPTIONS:** *(For option 2)*

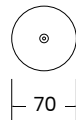
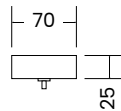
38mm Mini-Mount  
*Recessed Cut-out 32mm*



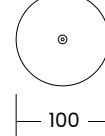
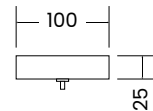
70mm Recessed  
*Cut-out 51mm*



70mm Surface



100mm Surface

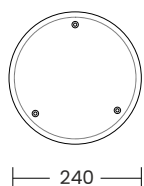
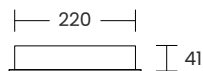


**CANOPY FINISHES**

Recessed Mini-Mount 38mm, 70mm and 100mm surface canopies are available in all powder coat finishes.

240mm Round centre mount canopies are available in Texture Black, Texture White, Brushed Gold, Brushed Nickel and or custom powder coat finishes.

Centre Mount Canopy *(For option 1)*



**Code Generator:**

Product	Diameter	Finish	Distribution	CCT	Mounting	Driver
SATURN NIMBUS	450MM - 45	Texture Black - BL	Direct - DWN <i>Stocked</i>	3000K - 3K	Option 1 - M1	Phase Cut - PC
	600MM - 60	Texture White - WH	Direct & Indirect - UPD <i>Indent</i>	4000K - 4K	Option 2 - M2	I-10 Volt - 110V
	800MM - 80	Gold Pearl - GP		6500K - 5K		DALI - DA
	1000MM - 100	Copper Bronze - CB		RGB - RGB		SwitchDIM - SwD
	1200MM - 120	Dark Bronze - DB		RGBW - RGBW		
	1500MM - 150	Texture Silver - TS				
		Brushed Gold - BG				
		Brushed Nickel - NK				
		CUSTOM - C/F				
SN						

When specifying custom details e.g. finish, please include the details in the comments section of the online project quote request function on our website or include in the lighting schedule.