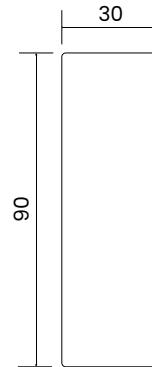


Solid
30x90





PROFILE SIZE:



TRIDONIC
LIGHT ENGINE



PHYSICAL CHARACTERISTICS:

LENGTH

- 1200mm
- 1800mm
- 2400mm
- Custom length

For custom lengths, LED Flex Module - 100mm increments.
Custom lengths will incur an additional charge and leadtimes can be upward of 6-8 weeks. The lengths listed above are stocked.

FINISH

- Natural Blackbutt
- Black Japan (stain)
- French White Wash
- Custom Timber

Solid 30x90 Pendants can be manufactured in other timbers such as Tasmanian Oak, American Oak etc. Leadtimes and extra charges apply for custom timbers. Check with us first.

FINISH NOTES

THIS PRODUCT IS A NATURAL PRODUCT.
The Solid Series of pendants are manufactured from actual solid timber which can vary in colour/tonne and features from batch to batch (tree to tree).

ELECTRICAL CONFIGURATION:

TRIDONIC FLEX LIGHT ENGINE (Constant Voltage)

- 7 Watts / meter = 1200 lumens / meter
- 11 Watts / meter = 1800 lumens / meter
(11W is standard inclusion)

DISTRIBUTION

Direct light - standard. 100° Diffused.
In-direct light available as a custom order. Leadtimes upward of 6-8 weeks. Cost is 50% more than the direct light price.

CCT

- 3000K Warm White (stocked)
- 4000K Cool White (stocked)
- 6500K Day Light
- RGB (Different wattage applies)
- RGBW (Different wattage applies)

CRI

- CRI >80 (standard Inclusion)
- CRI 90 (optional - fees apply)

IP RATING

IP20 (For indoor use only. Should not be used in wet areas)

DIMMING

- Non Dim - On/Off
- Phase Cut (standard inclusion)
- SwitchDIM
- DALI

CONTROL GEAR

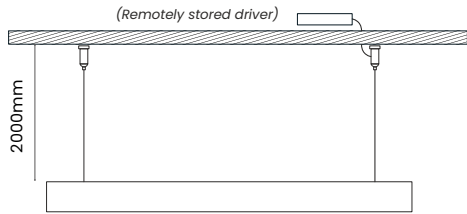
Contessa constant voltage P/C dimmable driver
Tridonic constant voltage Non Dim driver
Tridonic One4All DALI constant voltage driver

WARRANTY

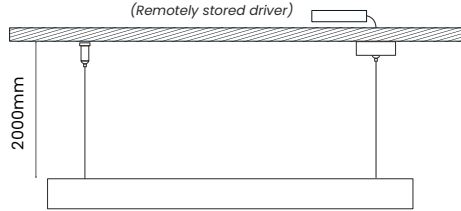
- 3 Years (standard Inclusion)
- 5 Years (optional - fees apply)

MOUNTING OPTIONS:

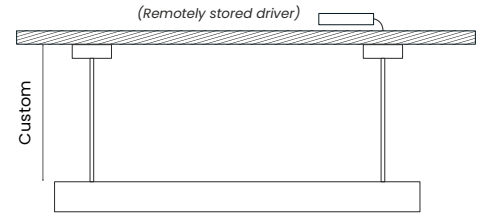
Option 1 - Suspended with Bullets (*standard*)



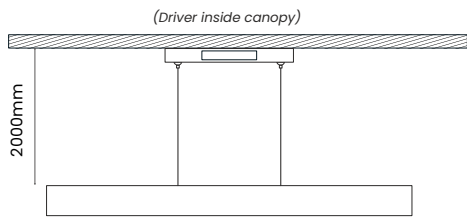
Option 2 - Suspended with Canopies (RD) (*One end or both ends*)



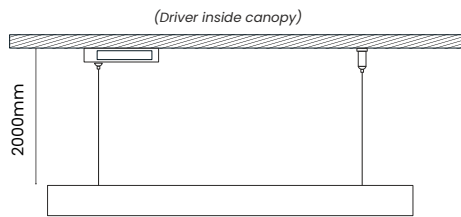
Option 3 - Suspended with Rods



Option 4 - Suspended with Centre Canopy



Option 5 - Suspended with Side Canopy



SUSPENSION PLACEMENT

Suspension mounts can be specified anywhere along the length of the linear however the standard is;

1200 & 1800mm long = 150mm in from each end

2400mm long = 250mm in from each end

Custom placement *Please specify,*

SUSPENSION LENGTH

Suspension lengths can be specified longer however the standard is;

Wires = 2000mm long (adjustable)

Rod = 1500mm continuous before join

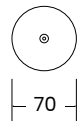
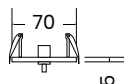
Custom length *Please specify,*

CANOPY OPTIONS: (*For option 2 & 3 above*)

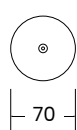
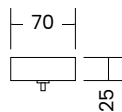
38mm Mini-Mount
Recessed Cut-out 32mm



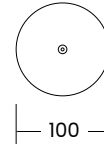
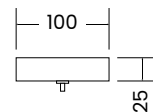
70mm Recessed
Cut-out 51mm



70mm Surface



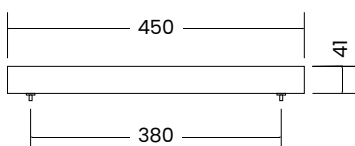
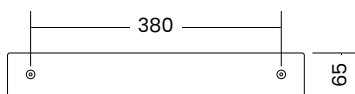
100mm Surface



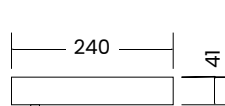

CANOPY FINISHES

All canopies are available in Texture Black, Texture White and Gold Pearl or custom powder coat colours.

Centre Mount Canopy (*For option 4 above*)



Side Mount Canopy (*For option 5 above*)



Code Generator:

Product	Length	Finish	Output	CCT	Mounting	Driver
SOLID 30x90	1200MM - 120 1800MM - 180 2400MM - 240 CUSTOM - C/L	Natural Blackbutt - BB Japan Black - JB French White Wash - FW CUSTOM Timber - C/T	1200 lm/m - 7W 1800 lm/m - 11W	3000K - 3K 4000K - 4K 6500K - 65K RGB - RGB RGBW - RGBW	Option 1 - M1 Option 2 - M2 Option 3 - M3 Option 4 - M4 Option 5 - M5	On/Off - NO Phase Cut - PC DALI - DA SwitchDIM - SwD
ST						

When specifying custom details e.g. In-direct light, custom timber or canopy type, please include the details in the comments section of the online project quote request function on our website or include in the lighting schedule.

Product Images:




2-in-1 Power Suspension



No Visible Mount Fixtures



Recessed Light Source



Black Japan (Finish may vary)



Bullet Suspension Detail (option 1)



Natural Timber Features