

Solid Dowel





TRIDONIC
FLEX LIGHT ENGINES

DALI
OPTIONAL

IP20
RATED

INDIRECT
LIGHT

PHYSICAL CHARACTERISTICS:

DESCRIPTION

The Solid Dowel is an Australian Made solid tasmanian oak timber dowel pendant light featuring a recessed Tridonic LED flexible module.

Length

- 1500mm
- 1800mm
- 2400mm

DIFFUSER


Polycarbonate - Gloss Opal

TIMBER FINISHES:


Tasmanian Oak



Black Japan



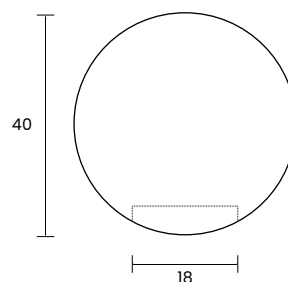
French White Wash



Custom Timber Finish: *Please specify,*

Please note. Due to the natural characteristics of timber, each piece is unique and may vary in grain, colour, and texture. These variations are part of the beauty of the material, making every product one-of-a-kind.

PROFILE SIZE:



ELECTRICAL CONFIGURATION:

TRIDONIC FLEX LIGHT ENGINE (Constant Voltage)

1500mm = 16 Watts / 2520 Lumens
1800mm = 19 Watts / 3060 Lumens
2400mm = 26 Watts / 4140 Lumens

DISTRIBUTION

Direct light only. 100° Diffused.

COLOUR TOLERANCE

3 SDCM

TEMPERATURE TOLERANCE

MacAdam 3

LED MANUFACTURER

Made in Europe by Tridonic / reel2reel (no solder joins)

CCT

- 3000K Warm White (Stocked)
- 4000K Cool White (Stocked)
- 5000K Day Light

CRI

- CRI >80 (Standard)
- CRI 90+

IP RATING

IP20 (For indoor use only. Should not be used in wet areas)

DIMMING

- On/Off
- Phase Cut (Standard)
- SwitchDIM
- DALI
- Casambi

CONTROL GEAR

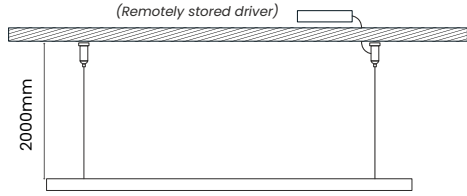
Tridonic constant voltage non dimmable
Contessa constant voltage triac dimmable
Tridonic One4All DALI constant voltage driver

WARRANTY

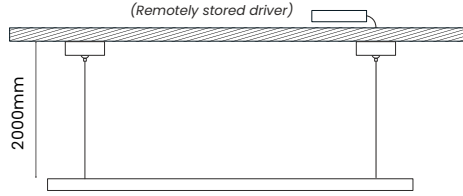
- 3 Years (standard)
- 5 Years (optional - fees apply)

MOUNTING OPTIONS:

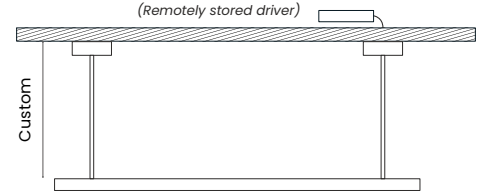
Option 1 - Suspended with Bullets (*standard*)



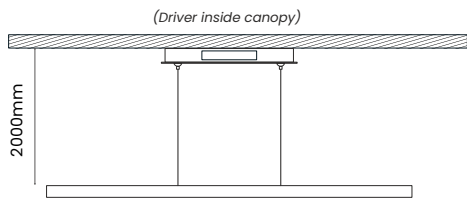
Option 2 - Suspended with Canopies (RD)



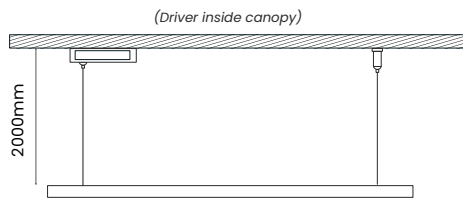
Option 3 - Suspended with Rods



Option 4 - Suspended with Centre Canopy



Option 5 - Suspended with Side Canopy



SUSPENSION PLACEMENT

Suspension mounts can be specified anywhere along the length of the linear however the standard is;

1500 & 1800mm long = 150mm in from each end

2400mm long = 250mm in from each end

Custom placement *Please specify,*

SUSPENSION LENGTH

Suspension lengths can be specified longer however the standard is;

Wires = 2000mm long (adjustable)

Rod = 1500mm continuous before join

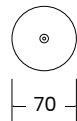
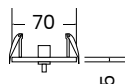
Custom length *Please specify,*

CANOPY OPTIONS: (*For option 2 & 3 above*)

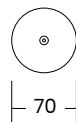
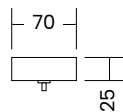
38mm Mini-Mount
Recessed Cut-out 32mm



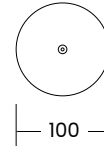
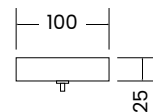
70mm Recessed
Cut-out 51mm



70mm Surface



100mm Surface

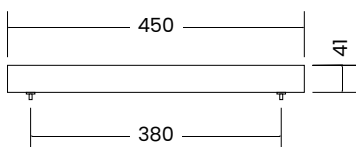
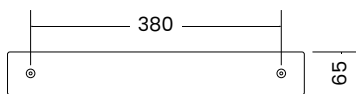


CANOPY FINISHES

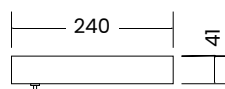

All canopies are available in White or Black.

Timber Canopies are not available.

Centre Mount Canopy (*For option 4 above*)



Side Mount Canopy (*For option 5 above*)



Code Generator:

Product	Length	Finish	CCT	Mounting	Canopies <small>(If selected M2 or M3)</small>	Driver
SOLID DOWEL	1500MM - 150 1800MM - 180 2400MM - 240	Tas/Oak - TO Black Japan - BJ White Wash - FWW CUSTOM - CF	3000K - 3K 4000K - 4K 6500K - 65K	Option 1 - M1 Option 2 - M2 Option 3 - M3 Option 4 - M4 Option 5 - M5	Recess 38mm - R38 Recess 70mm - R70 Surface 70mm - S70 Surface 100mm - S100	On/Off - OFF Phase Cut - PC DALI - DA SwitchDIM - SwD Casambi - CAS
SD						

When specifying custom details e.g. finish, please include the details in the comments section of the online project quote request function on our website or include in the lighting schedule.