



Physical Characteristics:

Dimensions:

Fitting diameter: 80mm

- 400mm h
- 600mm h
- 800mm h
- 1000mm h
- Custom height <4m

Diffuser Options:

Satin frosted acrylic

Finishing:

Exterior and interior of the tube.

Mounting Options:

- Suspended 1 x 2000mm power flex
- Rod suspension (custom length)
- Surface mounted

Canopy Size: 70mm Ø x 30mm H

Electrical Configuration:

Power:

- 9 Watts

IP Rating:

IP44

Lumen Efficacy:

>126 Lumens / watt

LED Lifetime:

50,000 Hours @ 25°C

Control Gear:

Constant current LED Driver (integral)

Dimming Options:

Phase cut
SwitchDIM optional
DALI optional

Photometric's:

Lumen Output:

- 9 Watts = 974 lumens

LED Type:

Tridonic LED light engine

CRI:

CRI 80+

CCT:

3000k, 4000k, 5000k

(Outputs based on 4000k)

Distribution:

Direct. 120° Diffused.

Finishes:



Texture Black



Texture White



Brushed Brass

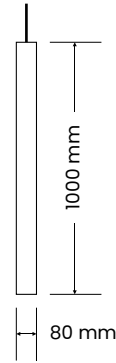
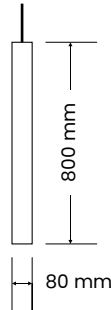
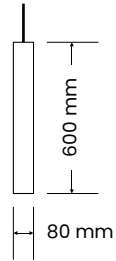


Tarnished Brass

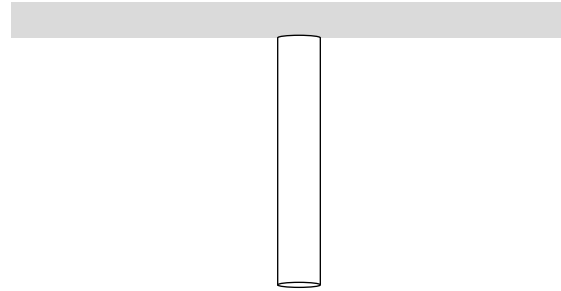


Custom Colour
(Select your own)

Size options:



Mounting options:



Tube 80 pendants can be fitted with DALI control gear.