



Physical Characteristics:

Dimensions:

- 50Ø x 420mm H
- 50Ø x 620mm H
- 50Ø x 820mm H
- 50Ø x 1020mm H
- 50Ø x Custom <2.0 meters

Materials:

Opal acrylic & aluminium

Mounting Options:

- Suspended single low voltage power flex
- Rod suspension (custom length)
Canopy Size: 70mm Ø x 25mm H
- Surface Mounted

Electrical Configuration:

Power:

- 420mm H = 12W
- 620mm H = 17W
- 820mm H = 22.5W
- 1020mm H = 28W
- Custom

IP Rating:

N/A - Interior only

Lumen Efficacy:

>102 Lumens / watt

LED Lifetime:

50,000 Hours @ 25°C

Control Gear:

24V Constant voltage LED driver

Dimming Options:

Phase cut (included)
SwitchDIM (optional)
DALI (optional)

Photometric's:

Lumen Output:

- 12W = 1150 Lumens
- 17W = 1700 Lumens
- 22.5W = 2300 Lumens
- 28W = 2880 Lumens
- Custom

LED Type:

Tridonic LED light engines

CRI:

CRI 80+ or CRI 90

CCT:

3000k, 4000k, 6500k

(Outputs based on 3000k)

Distribution:

Direct - 360°

Finishes: *(metal-ware)*



Texture Black



Texture White



Brushed Brass

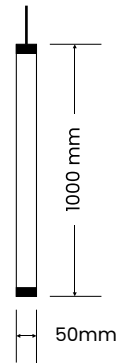
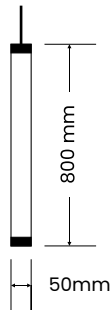
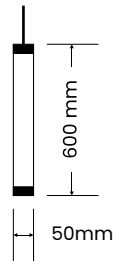
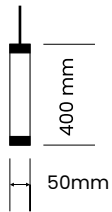


Tarnished Brass



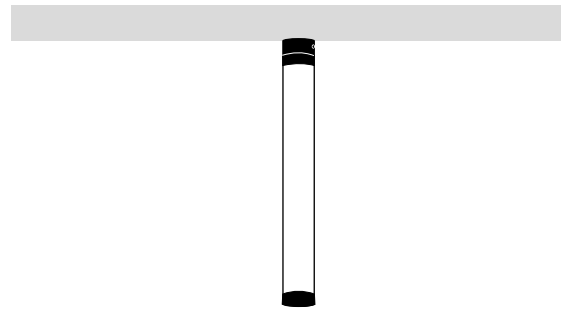
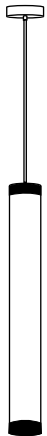
Custom Colour
(Select your own)

Size options:



Custom length
Up to 2 meters.

Mounting options:



Sabre pendants can be fitted with DALI control gear.