


# Highland Wall





## Physical Characteristics:

### Dimensions:

Large backplate;

- 180mm W x 410mm H x 16mm D

Wall bracket;

- 125mm W x 185mm H x 96mm D

Shade size;

- 150mm W x 255mm H

The shade size can be customised to specification including the height and finish.

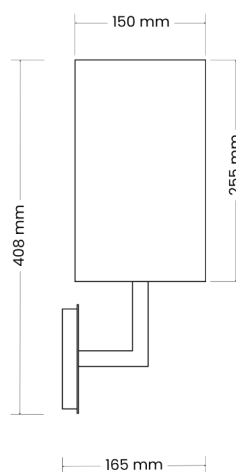
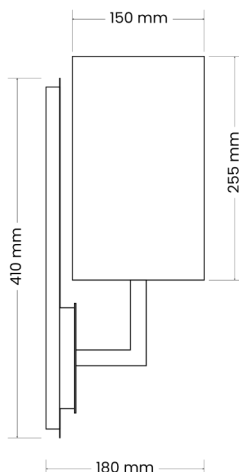
### Backplate finishes:

- Black
- White
- Brushed Brass
- Dark Bronze
- Polished Nickel

### Mounting:

Wall mounted with full backplate or without.

## Dimensions:



## Electrical Configuration:

### Power options:

9W E27 240V Lamp

### IP Rating:

IP20 - For indoor use only. Should not be used in wet areas.

### Lumen efficacy:

See lamp details

### Control gear:

240V (E27 Lampholder)

### Dimming options:

- On/Off
- Phase Cut

## Photometrics:

### Lumen output options:

850 Lumens

### LED type:

E27 removable LED lamp

### CRI:

CRI 80

### CCT:

3000K


### Distribution:

E27 lamp Direct & in-direct.

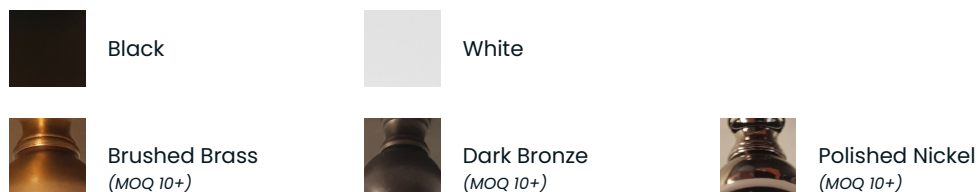
Product Images:



Shade Finishes:



Bracket Finishes:



Custom Options:

Material used for shades can be specified from any Fabric House. The above options are a selection from the internal Contessa range. The shade height can also be adjusted to specification.