


Geo-Z





Product Features:

- Custom Made to order
- High quality components
- Available in 6 set sizes
- Black, White, Brass or custom finishes
- Up to 100 lm/W efficacy
- Suspended, surface mounted or recessed
- 2 Height options
- 2700K to 6000K
- Up to 5 year warranty
- Shop drawings available

DALI
OPTIONAL

IP20
RATED

5 YR
WARRANTY

Physical Characteristics:

Available Sizes:

450MM		
Profile Height	Power	Lumens
80mm	25W	2500 lms
100mm		

600MM		
Profile Height	Power	Lumens
80mm	40W	4000 lms
100mm		

800MM		
Profile Height	Power	Lumens
80mm	75W	7500 lms
100mm		

900MM		
Profile Height	Power	Lumens
80mm	90W	9000 lms
100mm		

1050MM		
Profile Height	Power	Lumens
80mm	120	12000 lms
100mm		

1200MM		
Profile Height	Power	Lumens
80mm	160W	16000 lms
100mm		

Electrical Configuration:

Dimming	CCT	CRI	INPUT
On / Off	2700K	>80 (Standard)	100-277V
DALI	3000K	>90	
SwitchDIM	4000K	>95	
1-10V	6000K		
	RGB		
	RGBW		
	Tunable White		

Finishes:


Texture Black

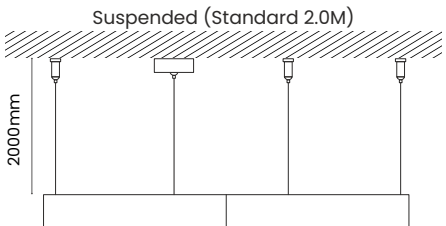

Texture White


Tarnished Brass

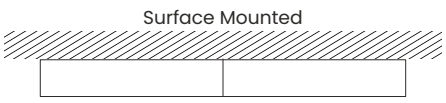

Custom Finish
Specify

Mounting Options:


Suspended (Standard 2.0M)



Surface Mounted



Recessed



**Note* - Larger recessed mounted Geo-Z fittings may require additional supports in the ceiling space*

Code Generator:

Product	Height/mm	Size/mm	Finish	Mounting	CCT	Driver
GEO-Z	80	450	Black BL	Pendant PEN	2700K 2.7	On/Off STA
	100	600	White WH	Surface SUR	3000K 3	SwitchD SwD
		800	T/Brass TB	Recessed REC	4000K 4	DALI DALI
		900	Custom CM		5000K 5	1-10V 110V
		1050			RGB R1	
		1200			RGBW R2	
					Tunable TUN	

When specifying custom details e.g. finish, please include the details in the comments section of the project quote request function on our website or include in the lighting schedule.