


Rhomi-Z





Product Features:

- Custom Made to order
- High quality components
- Available in 5 set sizes
- Black, White, Brass or custom finishes
- Up to 100 lm/W efficacy
- Suspended, surface mounted or recessed
- 2 Height options
- 2700K to 6000K
- Up to 5 year warranty
- Shop drawings available

DALI
OPTIONAL

IP20
RATED

5 YR
WARRANTY

Physical Characteristics:

Available Sizes:

600MM		
Profile Height	Power	Lumens
80mm	20W	2000 lms
100mm		

700MM		
Profile Height	Power	Lumens
80mm	25W	2500 lms
100mm		

850MM		
Profile Height	Power	Lumens
80mm	35W	3500 lms
100mm		


1000MM		
Profile Height	Power	Lumens
80mm	50W	5000 lms
100mm		

1200MM		
Profile Height	Power	Lumens
80mm	70W	7000 lms
100mm		


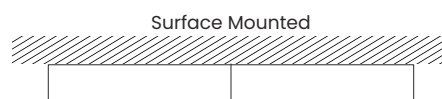
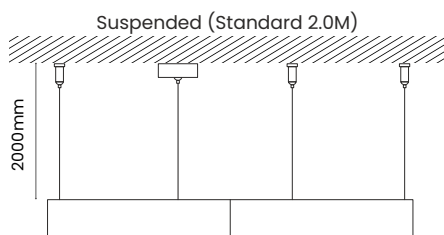
Electrical Configuration:

Dimming	CCT	CRI	INPUT
On / Off	2700K	>80 (Standard)	100-277V
DALI	3000K	>90	
SwitchDIM	4000K	>95	
1-10V	6000K		
	RGB		
	RGBW		
	Tunable White		

Finishes:



Mounting Options:



**Note* - Larger recessed mounted Rhomi-Z fittings may require additional supports in the ceiling space*

Code Generator:

Product	Height/mm	Size/mm	Finish	Mounting	CCT	Driver
RHOMI-Z	80 100	600 700 850 1000 1200	Black BL White WH T/Brass TB Custom CM	Pendant PEN Surface SUR Recessed REC	2700K 2.7 3000K 3 4000K 4 5000K 5 RGB R1 RGBW R2 Tunable TUN	On/Off STA SwitchD SwD DALI DALI 1-10V 110V

When specifying custom details e.g. finish, please include the details in the comments section of the project quote request function on our website or include in the lighting schedule.