



Bronte





Physical Characteristics:

Size options:

S - 300mm Dia x 200mm H
M - 400mm Dia x 200mm H
L - 450mm Dia x 200mm H*

Shade finish:

Natural White*

Mounting:

Rod suspended - Standard 90mm from ceiling to the top of the shade.

Electrical Configuration:

Power options:

1 x 9W E27 Lamps in S
3 x 9W E27 Lamps in M & L

IP Rating:

IP20 - For indoor use only. Should not be used in wet areas.

Control gear:

240V (E27 Lamp)

Dimming options:

On/Off
Phase Cut

Photometrics:

Lumen output:

850 Lumens per lamp

LED type:

E27 removable LED lamps

CRI:

CRI 80

CCT:

3000K or 4000K

Distribution:

360° direct & in-direct light

Finishes: *(Metal-ware)*



Texture Black



Texture White

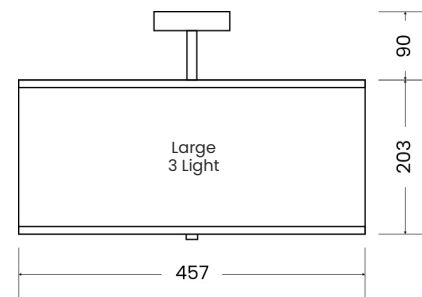
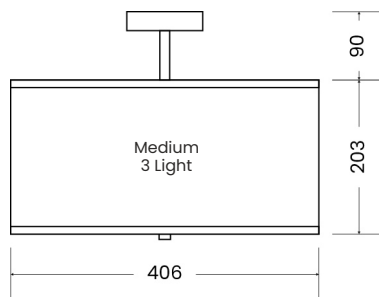
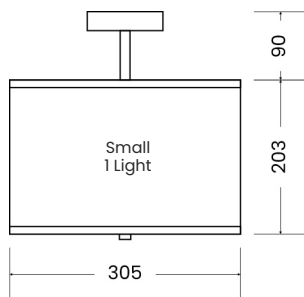


Satin Brass*



Dark Bronze

Dimensions:



Custom options:

The Contessa Bronte pendants are custom made to order. Lead times range from 2-4 weeks.

If required, custom options include changing the shade dimensions, shade finish, metal-ware finish and rod length to your specifications. Contact our friendly sales support staff for more assistance if required.

*Pictured

Code Generator:

