



Bayside





Physical Characteristics:

Size options:

- S - 229mm Dia x 381mm H
- M - 305mm Dia x 381mm H
- L - 406mm Dia x 406mm H*

Shade finish:

Pictured in White. Select [shade finish](#) from Contessa range or specify your own.

Mounting:

- Chain suspension 1.2m chain, canopy 120x25mm
- Rod suspension <1.2m fixed rod, canopy 120x25mm

Finishes: *(Metal-ware)*



Brass

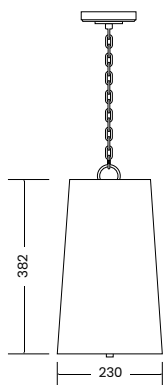


Dark Bronze

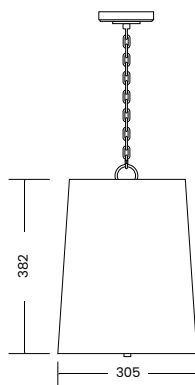


Polished Nickel

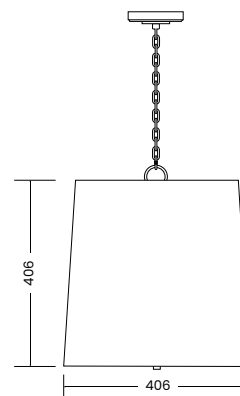
Dimensions:



Small
1 Light



Medium
1 or 3 Light



Large
1 or 3 Light

Electrical Configuration:

Power options:

- S - 1 x B22 or E27 Lamp
- M - 1 x B22 or E27 Lamp or 3 x E14 lamps
- L - 1 x B22 or E27 Lamp or 3 x E14 lamps

IP Rating:

IP20 - For indoor use only. Should not be used in wet areas.

Control gear:

240V (E27 Lamp)

Dimming options:

- On/Off
- Phase Cut (Lamps)

Photometrics:

Lumen output:

- 850 Lumens per lamp (E27)
- 600 Lumens per lamp (E14)

LED type:

E27 or E14 removable LED lamps

CRI:

CRI 80

CCT:

3000K or 4000K

Distribution:

360° direct & in-direct light

Custom options:

The Contessa Bayside pendants are custom made to order. Lead times range from 2-4 weeks. If required, custom options include changing the shade dimensions, shade finish, metal-ware finish and suspension length to your specifications. Contact our friendly sales support staff for more assistance if required.

Code Generator:

