

Contour System





FEATURES:

- Custom Made to order
- High quality componentry
- Available in custom lengths and angles
- Black, White, Gold or custom finishes
- Up to 100 lm/W efficacy
- Suspended or surface mounted
- Up to 6 profile options
- 2700K to 6000K
- Up to 5 year warranty
- Shop drawings available



PHYSICAL CHARACTERISTICS:

PROFILE SIZE OPTIONS

- W35 x H35mm
- W40 x H60mm
- W60 x H60mm
- W40 x H80mm
- W60 x H80mm (Standard)
- W60 x H100mm
- W80 x H100mm
- Custom Width

Profiles can be specified as direct light or direct and in-direct light.

FINISH

- Texture Black
- Texture White
- Gold Pearl
- Dark Bronze
- Texture Silver
- Custom Finish *Please specify,*

Custom finishes you can specify are powder coats, timber finishes and anodising. Contact us for more information.

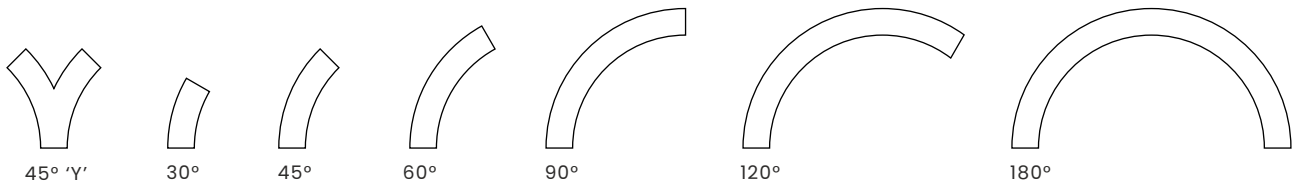
LIGHT DISTRIBUTION

- Direct
- Direct & In-direct

WARRANTY

- 3 Years (standard)
- 5 Years (optional - fees apply)

COMMON CURVES/ANGLES

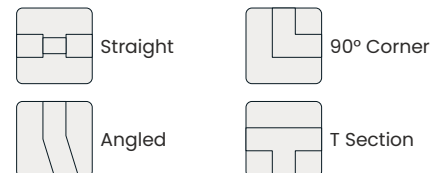


OPEN OR CLOSED FORM SHAPES



Any form or shape can be produced using any angles and junctions. Send us a DWG drawing with angles, curves and straight sections for quoting.

JUNCTIONS



ELECTRICAL CONFIGURATION:

LIGHT ENGINE - DIRECT

- 10 Watts / meter = 1000 lumens / meter
- 20 Watts / meter = 2000 lumens / meter
- Custom output required

LIGHT ENGINE - IN-DIRECT (if applicable)

- 10 Watts / meter = 1000 lumens / meter
- 20 Watts / meter = 2000 lumens / meter
- Custom output required

DISTRIBUTION

100° Diffused.

CCT

- 3000K Warm White
- 4000K Cool White
- 6500K Day Light
- Tunable White
- RGB (Different wattage applies)
- RGBW (Different wattage applies)

CRI

- CRI >80 (standard)
- CRI 90 (optional - fees apply)

IP RATING

IP20 (For indoor use only. Should not be used in wet areas)

DIMMING

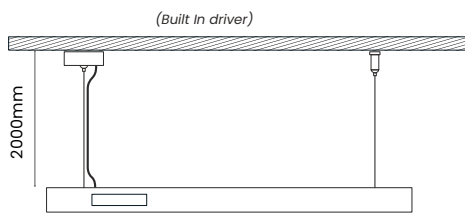
- Non Dim - On/Off
- Phase Cut
- SwitchDIM
- DALI

CONTROL GEAR

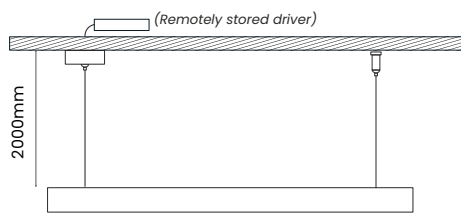
Constant current DALI/switchDIM drivers
Constant current Non dimmable drivers

MOUNTING OPTIONS:

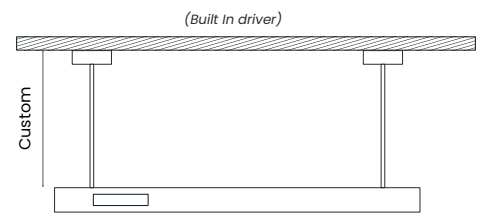
- Option 1 - Suspended with Integral Driver



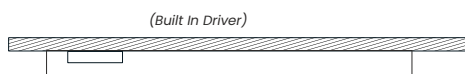
- Option 2 - Suspended with Remote Driver



- Option 3 - Suspended with Rods



- Option 4 - Surface Mounted



SUSPENSION LENGTH

Suspension lengths can be specified longer however the standard is;

- Wires = 2000mm long (adjustable)
- Rod = 1500mm continuous before join

- Custom length *Please specify,*

Code Generator:

Product	Finish	Direct Output	InDirect Output	CCT	Mounting	Driver
CONTOUR	<div style="display: flex; flex-direction: column; gap: 5px;"> <div style="display: flex; gap: 5px;">Texture Black - BL</div> <div style="display: flex; gap: 5px;">Texture White - WH</div> <div style="display: flex; gap: 5px;">Gold Pearl - GP</div> <div style="display: flex; gap: 5px;">Dark Bronze - DB</div> <div style="display: flex; gap: 5px;">Silver - SIL</div> <div style="display: flex; gap: 5px;">CUSTOM - C/F</div> </div>	<div style="display: flex; flex-direction: column; gap: 5px;"> <div style="display: flex; gap: 5px;">1000 lm/m - 10W</div> <div style="display: flex; gap: 5px;">2000 lm/m - 20W</div> <div style="display: flex; gap: 5px;">CUSTOM - C/O</div> </div>	<div style="display: flex; flex-direction: column; gap: 5px;"> <div style="display: flex; gap: 5px;">1000 lm/m - 10W</div> <div style="display: flex; gap: 5px;">2000 lm/m - 20W</div> <div style="display: flex; gap: 5px;">CUSTOM - C/O</div> <div style="display: flex; gap: 5px;">Not Applicable - N/A</div> </div>	<div style="display: flex; flex-direction: column; gap: 5px;"> <div style="display: flex; gap: 5px;">3000K - 3K</div> <div style="display: flex; gap: 5px;">4000K - 4K</div> <div style="display: flex; gap: 5px;">6500K - 5K</div> <div style="display: flex; gap: 5px;">Tunable White - TW</div> <div style="display: flex; gap: 5px;">RGB - RGB</div> <div style="display: flex; gap: 5px;">RGBW - RGBW</div> </div>	<div style="display: flex; flex-direction: column; gap: 5px;"> <div style="display: flex; gap: 5px;">Option 1 - M1</div> <div style="display: flex; gap: 5px;">Option 2 - M2</div> <div style="display: flex; gap: 5px;">Option 3 - M3</div> <div style="display: flex; gap: 5px;">Option 4 - M4</div> </div>	<div style="display: flex; flex-direction: column; gap: 5px;"> <div style="display: flex; gap: 5px;">On/Off - STA</div> <div style="display: flex; gap: 5px;">Phase Cut - PC</div> <div style="display: flex; gap: 5px;">DALI - DA</div> <div style="display: flex; gap: 5px;">SwitchDIM - SWD</div> </div>
CTR/S						

The above code generator is for general specifications. Please send us a PDF or DWG drawing of the desired Contour dimensions including length, curves, junctions and straight sections.

Include any other details in the comments section of the online project quote request function on our website or include in the lighting schedule.