


Vertii





TRIDONIC
FLEX LIGHT ENGINES

DALI
OPTIONAL

IP20
RATED







INDIRECT
LIGHT

PHYSICAL CHARACTERISTICS:

DIAMETERS

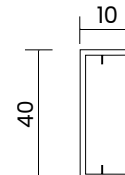
- 450mm
- 600mm
- 800mm
- 1000mm
- 1200mm
- 1500mm

FRAME FINISHES: *(Powder coated - all diameters)*

- Texture Black 
- Texture White 
- Gold Pearl 
- Copper Bronze 
- Dark Bronze 
- Texture Silver 
- Custom Powder Coat Finish: *Please specify,*

PROFILE SIZE

10mm W x 40mm H - Aluminium



ELECTRICAL CONFIGURATION:

TRIDONIC LIGHT ENGINE *(Constant Voltage)*

450mm = 20 Watts | 1900 Lumens
 600mm = 27 Watts | 2550 Lumens
 800mm = 36 Watts | 3380 Lumens
 1000mm = 44 Watts | 4200 Lumens
 1200mm = 64 Watts | 5089 Lumens
 1500mm = 66 Watts | 6350 Lumens

DISTRIBUTION

In-Direct light. 100° Diffused.

CCT

- 3000K Warm White
- 4000K Cool White
- RGB *(Different wattage applies)*
- RGBW *(Different wattage applies)*

CRI

- CRI >80 *(Standard)*
- CRI >90 *(Fee applies)*

IP RATING

IP20 (For indoor use only. Should not be used in wet areas)

DIMMING

- Phase Cut *(Included)*
- SwitchDIM
- DALI

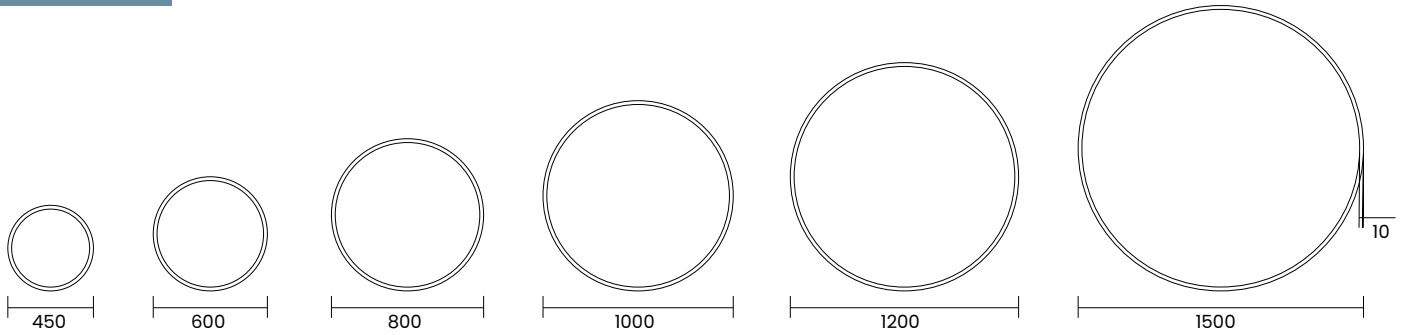
CONTROL GEAR

Contessa constant voltage P/C dimmable driver
 Tridonic One4All DALI constant voltage driver

WARRANTY

- 3 Years *(Standard)*
- 5 Years *(Fee applies)*

SIZE DIAGRAMS:

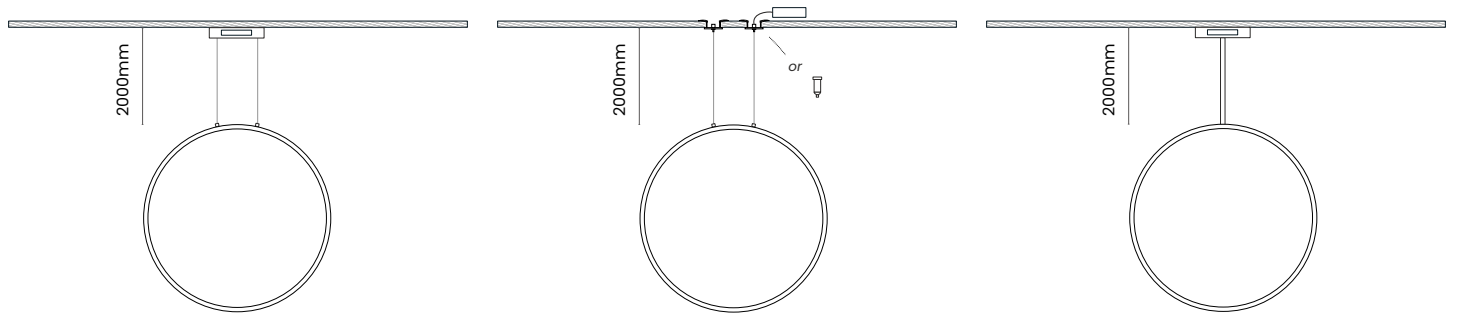


MOUNTING OPTIONS:

Option 1 - Suspended with Centre Canopy
(Driver built into canopy)

Option 2 - Suspended with Round Canopies
(Remotely stored driver)

Option 3 - Single Rod Suspension
(Driver built into Canopy)



CANOPY OPTIONS: *(For option 2)*

38mm Mini-Mount
Recessed Cut-out 32mm

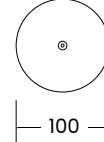
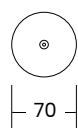
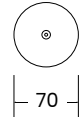
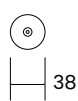
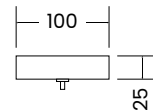
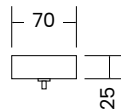
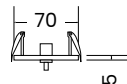
70mm Recessed
Cut-out 51mm

70mm Surface

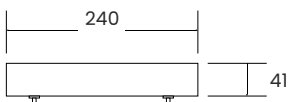
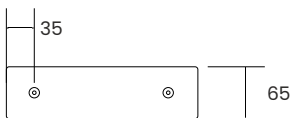
100mm Surface

CANOPY FINISHES

All Canopies are available in all powder coat finishes.



Centre Mount Canopy Detail *(For option 1)*



SUSPENSION LENGTH

Suspension lengths can be specified longer however the standard is;

Wires = 2000mm long (adjustable)

Custom length *Please specify,*



FIXTURE WEIGHTS:

600mm = 2 Kg

900mm = 3 Kg

1200mm = 5 Kg

Code Generator:

| Product | Diameter | Finish | CCT | Mounting | Canopy <small>Applicable if mount option 2 is selected</small> | Driver |
|---------|--------------|---------------------|-------------|---------------|---|-----------------|
| VERTII | 450MM - 45 | Texture Black - BL | 3000K - 3K | Option 1 - M1 | Recess 38mm - R38 | Phase Cut - PC |
| | 600MM - 60 | Texture White - WH | 4000K - 4K | Option 2 - M2 | Recess 70mm - R70 | DALI - DA |
| | 800MM - 80 | Gold Pearl - GP | RGB - RGB | Option 3 - M3 | Surface 70mm - S70 | SwitchDIM - SwD |
| | 1000MM - 100 | Copper Bronze - CB | RGBW - RGBW | | Surface 100mm - S100 | |
| | 1200MM - 120 | Dark Bronze - DB | | | | |
| | 1500MM - 150 | Texture Silver - TS | | | | |
| | | CUSTOM - C/F | | | | |
| VT | | | | | | |

When specifying custom details e.g. finish, please include the details in the comments section of the online project quote request function on our website or include in the lighting schedule.