

Dowel 43T



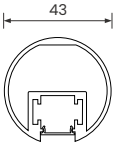


CONT_{ESSA}

LP-43DT

Dowel 43T

Custom suspended dowel linear luminaire for interior installation. Continuous lengths from 1000mm to 3000mm then join. Extruded aluminium body, PMMA diffuser. Constant voltage remote driver required. Tridonic LLE flexible module.



Length (mm)	Output options	
	Standard (lms)	High output (lms)
1200	1075	1170
1500	1160	1560
1800	1750	1960
2000	1840	2210
2400	2037	2730
2700	2330	3130
3000	2620	3520
3300	2900	3900
Custom	960 lms/m	1300 lms/m

Finish options



Timber finish options



Technical data

Profile:	D43mm
Material:	Aluminium + PMMA + Timber
IP Rating:	IP20
Light Source:	Tridonic LLE flexible module
	3000° K Warm white
Colour Temp:	4000° K Cool white
	Tunable white (MOQ 10+)
CRI:	CRI80+ (90+ available)
Beam Angle:	110° Direct
	Phase-cut (included)
Dimming:	SwitchDIM
	DALI
	Casambi
Driver:	24V constant voltage
Suspension:	2-in-1 Suspension cables
Warranty:	3 Years (only applies to electrics)
Leadtime:	1-3 Weeks

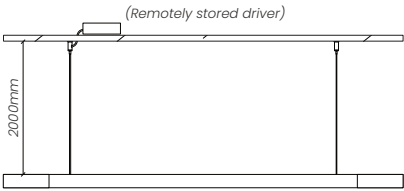
COPYRIGHT © 2026

1300 887 948

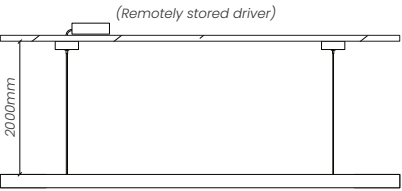
sales@contessalighting.com.au
contessalighting.com.au

Mounting options

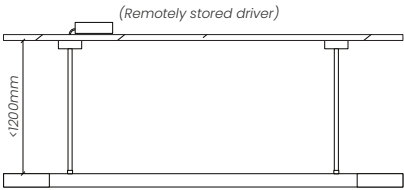
M1 - Bullets



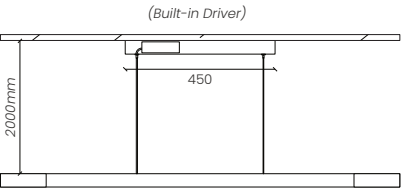
M2 - Canopies



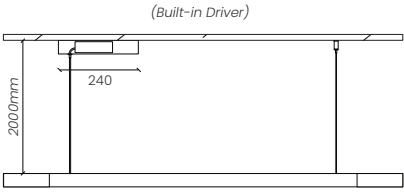
M3 - Rods



M4 - Centre Linear Canopy (450x65x41mmH)

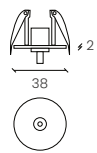


M5 - Side Linear Canopy (240x65x41mmH)

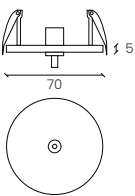


Canopy options (For option M2 above)

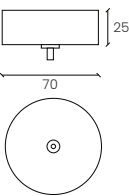
RC38
(32mm cut-out)



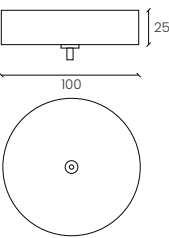
RC70
(51mm cut-out)



SC70



SC100



Dowel 43T code generator

Product Code	Length		Finish		Timber		Output		Colour Temp		Mounting		Canopies <small>(for M2)</small>		Driver		
	1200mm	120	Texture Black	TB	Tas/Oak	TO	Standard	SO	3000K	3K	Bullets	M1	RC38	R38	Phase Cut	PC	
	1500mm	150	Texture White	TW	Black Japan	BJ	High Output	HO	4000K	4K	Canopies	M2	RC70	R70	SwitchDim	SwD	
	1800mm	180	Texture Silver	TS	White Wash	FWW				Tunable	TW	Rods	M3	SC70	S70	DALI	DA
	2000mm	200	Gold Pearl	GP								Centre Canopy	M4	SC100	SI00	Casambi	CAS
	2400mm	240	Copper Bronze	CB								Side Canopy	M5	<small>(Leave blank if not required)</small>			
	2700mm	270	Dark Bronze	DB													
	3000mm	300	Custom	xx													
	3300mm	330															
	Custom	xxx															
LP-43DT — — — — — — — —																	

(Example: LP-43DT-180-TB-BJ-SO-3K-M4-PC)

Suspension placement

Suspension mounts can be specified anywhere along the length of the linear. If the mounting centres are not specified the standard is:

<2000mm length = 200mm from each end
2100 - 3000mm length = 300mm from each end

If custom placement is required, please specify the required placement before ordering.

Suspension lengths

The standard suspension lengths are as per the below:

Wire = 2000mm
Rods = Up to 1200mm continuous then join

If custom suspension length is required, please specify the required length before ordering.

Canopy finishes

All canopies are available in the following finishes:

Texture Black
Texture White
Texture Silver
Gold Pearl
Copper Bronze
Dark Bronze

If a canopy finish is not specified, Texture White will be supplied as standard.